



Police Box (Holiday Edition)

A LEGO® project by Chris McVeigh
chrismcveigh.com



Element ID	Color	Description	Quantity
370626	Black	Cross Axle 6M	1
6010831	Black	Round Plate 2X2 W/Eye	1
4282744	Blue	Angle Plate 1X2/1X4	4
300523	Blue	Brick 1X1	1
4583862	Blue	Brick 1X1 W. 1 Knob	13
300423	Blue	Brick 1X2	7
242023	Blue	Corner Plate 1X2X2	12
306923	Blue	Flat Tile, 1X2	8
243123	Blue	Flat Tile, 1X4	4
4118785	Blue	Flat Tile, 1X6	8
302423	Blue	Plate 1X1	8
302323	Blue	Plate 1X2	8
371023	Blue	Plate 1X4	6
4565319	Blue	Plate 2X2 W 1 Knob	5
4243815	Blue	Plate 4X4	2
614123	Blue	Round Plate 1X1	2








Element ID	Color	Description	Quantity
4568393	Dark Blue	Flat Tile, 1X4*	4
4616027	Dark Orange	Plate 2X2 Round	3
403228	Green	Plate 2X2 Round	1
6015347	Light Grey	Plate 3X3	1
614121	Red	Round Plate 1X1	1
4645394	Trans-Clear	Brick 1X1	8
3005740	Trans-Clear	Round Plate 1X1	2
4178398	Trans-Light Blue	Brick 2X2 Round	4
300501	White	Brick 1X1	1
243101	White	Flat Tile, 1X4	2
4560178	White	Flat Tile, 2X4	4
6051511	White	Plate 1X2 W. 1 Knob	8
4565324	White	Plate 2X2 W 1 Knob	2
303501	White	Plate 4X8	2
4504369	White	Roof Tile 1X1X2/3, Abs	4
4547489	White	Roof Tile 1X2X2/3, Abs	2


* Police Box custom-printed tiles are only available in building kit at powerpig.storenvy.com















































Use optional 1x1 blue brick
for non-holiday display.



























































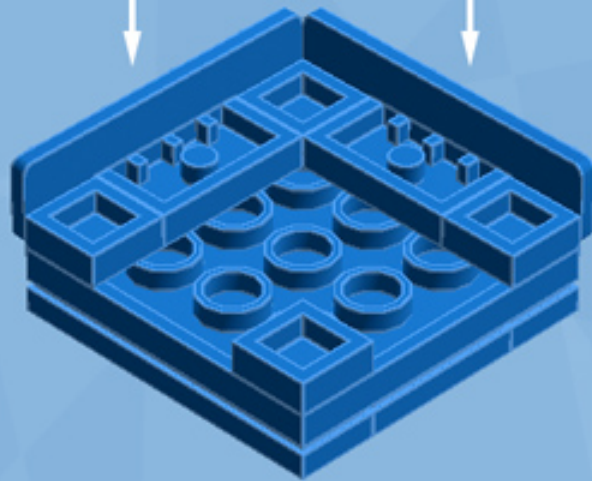



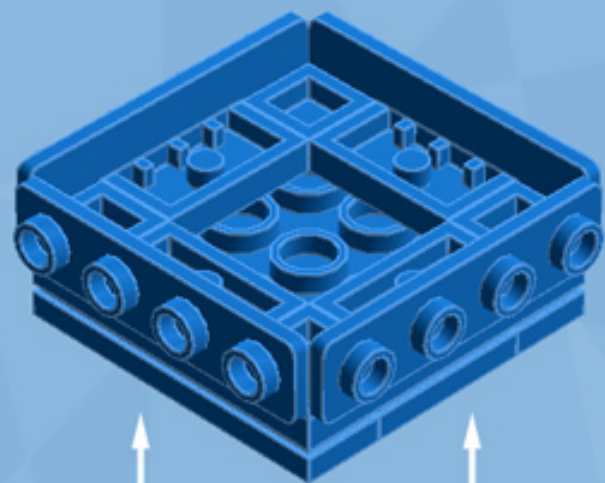




















































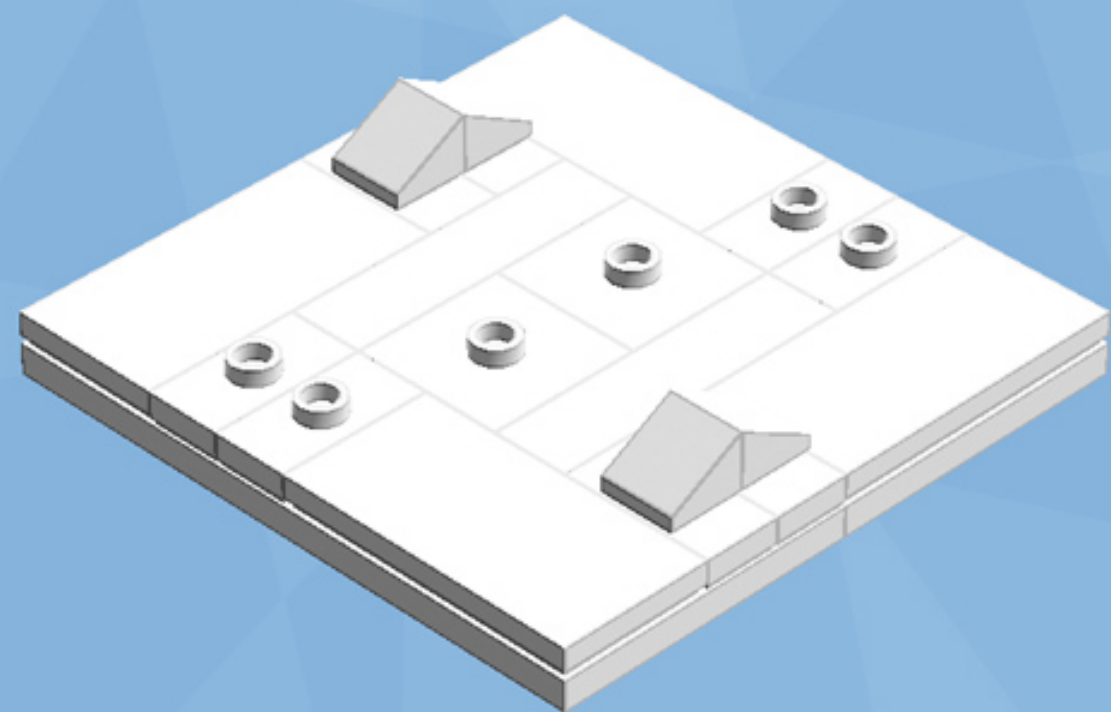


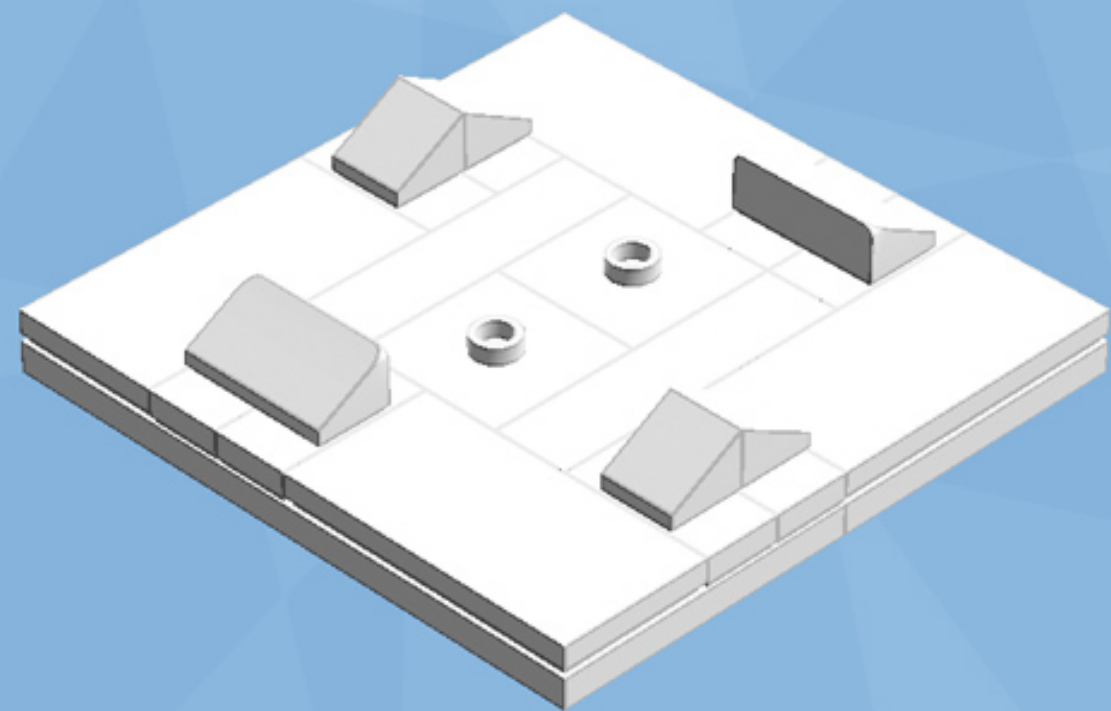






















Optional hanging ornament configuration.



Optional non-holiday configuration.

*For more fun builds,
please pop by chrismcveigh.com,
visit me at facebook.com/c.mcveigh.photos,
or follow me on twitter [@actionfigured](https://twitter.com/actionfigured)*

Purchase custom building kits at powerpig.storenvy.com

These building guides are for personal use only. Unauthorized duplication, distribution and/or modification of these guides, in whole or in part, is strictly prohibited. The models contained within these guides are the copyright of Chris McVeigh, unless otherwise stated. Unauthorized reproduction of these models for resale, either in whole or as a building kit, is strictly prohibited.

© 2014 CHRIS MCVEIGH

LEGO is a registered trademark of The LEGO Group.